



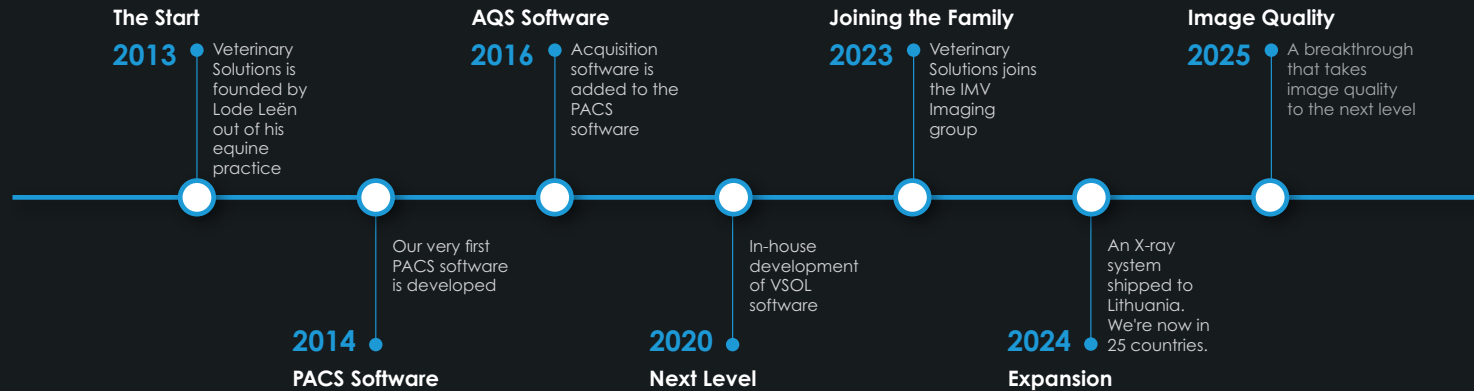
**Making the lives of vets easier**

Our history

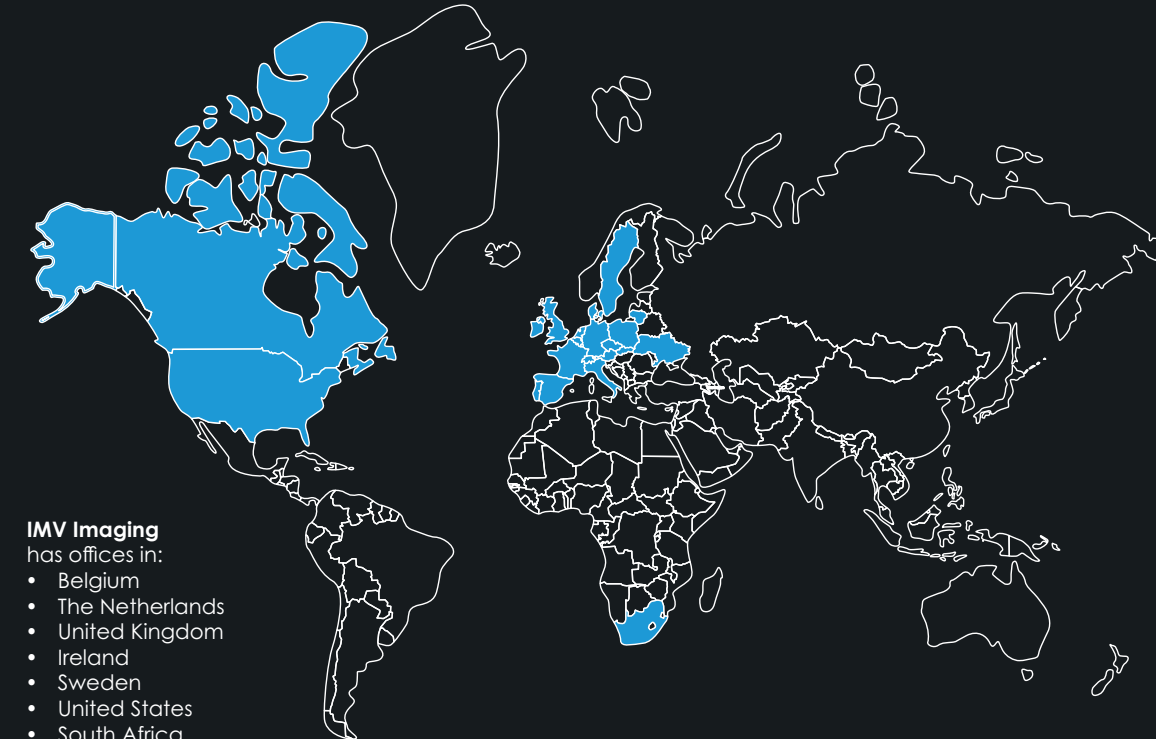
From vets, for vets

We know vets and we understand their needs

With our experience and passion for imaging, we create **top-quality** solutions for equine and small animal care. Veterinary Solutions BV started as an equine veterinary practice, so we know the challenges of working with horses and demanding clients. We design our products with one goal: **to be the best**; in image quality, durability, usability, and aftersales. With in-house software development, we've built both local and cloud PACS, along with advanced acquisition software.



Where we are



In Numbers

**18**  
EMPLOYEES

**1.162**  
CLOUD USERS

**25**  
COUNTRIES

**+18 mln\***  
IMAGES

**+600.000\***  
PUBLICATION LINKS

**+30%/YEAR**  
USERS

\*Since July 2022

Excellence in every detail

### Our 3 strenghts

## Company

What sets us apart

### IMAGE QUALITY

As a company born from a veterinary practice, we understand that image quality is **your business card**. Our advanced processing algorithms, including AI and enhanced clarity, help you make a more accurate diagnosis.

### PRODUCT

We designed our system and software from scratch, learning from the strengths and weaknesses of other systems. Our goal: to give you **the easiest, most user-friendly experience**; all in the lightest portable package.

### SERVICE

Service is in our DNA. We **prevent** problems before they happen with cloud-based updates and monitoring. Need help? Our team is available **24/7** with immediate phone support for technical issues.

## Always with you


Our 24/7 support and ongoing innovation ensure you always have the best solutions when you need them. We proactively prevent issues with smart monitoring and updates, keeping your workflow smooth and efficient.

If a problem arises, our expert team is just a phone call away, ready to provide immediate assistance in Dutch, English, French and German. By continuously improving our products with the latest technology and user feedback, we make sure you stay ahead with reliable, cutting-edge solutions.



## Company

Support and Development





connectDR

We believe veterinary imaging should be robust, user-friendly, and deliver **top-quality images**. Whether in a stable or clinic, connectDR ensures exceptional image clarity and seamlessly connects with our connect.vet system for a fully integrated workflow. Designed for real-world veterinary use, connectDR is rugged, lightweight, and splash-resistant, featuring a glove-friendly touchscreen on a laptop or tablet; built to perform **wherever you need it**.

**ALWAYS CONNECTED**

- Both our connectBOOK and connectTAB have a 4G sim that keeps you connected
- Next to the 4G connection, they both have wifi and wired connectivity available

**Ruggedized**  
Strong and sturdy

**1000 nits**  
Easily visible in daylight

**Full HD IPS**  
Great viewing angle

**Touchscreen**  
Useable with gloves

**2 Batteries**  
All day battery life

**Lightweight**  
→ less than 2kg

Check our hardware



connectDR

We offer a range of **high-quality detectors**, ensuring the best fit for every budget. Our selection includes both brand-new, cutting-edge models as well as refurbished options, making advanced imaging accessible to all veterinary professionals.

To maintain our commitment to **top-tier image quality**, we have chosen the latest advancements in detector technology. Our newest model surpasses previous generations in several key aspects, offering exceptional durability, precision, and efficiency.

**VERSATILE AND STURDY SOLUTION**

- Polycarbonate Protection with interchangeable handle
- Compatible with our range of accessories: distance holder, bucky...

**More resistant**  
Glass-free TFT

**Detailed**  
99µm pixel pitch

**Fast**  
< 4 sec. between exp.

**Reliable Connectivity**  
between panel & PC

**Autonomous**  
Up to 8 hours

**Lightweight**  
→ less than 1.7 kg



Watch a short video here:



connect.vet

A PACS is often seen as a necessary evil. It is typically slow, requires servers with hard drives that can fail, has backups that never work when you need them, requires a lot of exporting and importing, and has complex settings that need IT specialists to manage.

Connect.Vet is nothing like this; it is your daily tool to...

...share and visualize all kind of images,

but also create **reports**

...store x-ray, ultrasound, CT, MRI...

but also **videos** and **photos**

...communicate with other PACS,

and other **vets** and **clinics**

...publish studies to owners,

and share your **business cards**

...it works in your favorite browser

but also **local**

...it works on PC and Mac

but also on your **phone** (iOS and Android)


...it is really fast

but also **very reliable**

Learn more about connect.vet

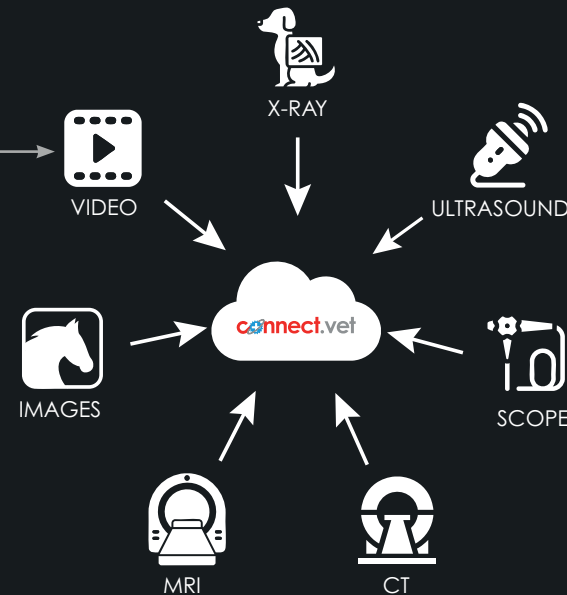


connect.vet



connect.vet

connect.vet is the **central hub** for all your medical imaging. We offer seamless integration with most; if not all; devices, ensuring that every image (X-ray, ultrasound, CT, video, and more) is collected in a single study. Conveniently and securely stored in your private cloud, everything is **always within reach**.



UPGRADE PACKAGES AVAILABLE

Your detector stays, the future moves in. Experience the difference!

Easily upgrade your existing system, step by step, to connect.vet: no need for a full replacement. Keep your current hardware while unlocking a modern, seamless imaging experience.

Is your laptop getting old?



The robust notebook from DELL with integrated 4G LTE connection enables mobile working

The image quality is not optimal?



We developed our own cutting-edge image processing software for superior image quality

Would you like to email DICOMS - from anywhere, immediately?



An integrated email client makes it possible

Is your PACS no longer up to date?



connect.vet is fully integrated, cloud based, fast

## connectRAY



We offer a wide range of portable and stationary X-ray generators, ensuring high-quality imaging tailored to your needs, with expert support at every step.

To fill a market gap, we developed connectRay; a lightweight, battery-powered generator offering a reliable solution. Its Bluetooth control **automatically adjusts** mAs and kV settings, eliminating manual adjustments for a seamless workflow, so you can focus on your patients.

### REMOTE IMAGE PREVIEW

- Shows actual image being taken, no need to go back to your laptop
- Convenient retake button
- Mounted on the generator

**Battery Powered**  
+500 exposures

**90kV and 20mA**  
High performance

**Small Focal Point**  
0,8mm → Sharper

**Broad Diafragma**  
Closer → better image

**Bluetooth**  
For control + preview

**Protected Corners**  
→ longer lasting

**connectRAY 1600 BT**

Check out connectRAY



## Products X-Ray Generators

## Complete imaging solutions



**connectUS**

## Products Beyond X-Ray

In addition to X-ray, we offer a **range of advanced imaging solutions**, including ultrasound and endoscopy. With high-quality equipment tailored to veterinary needs, we help you expand your diagnostic capabilities and provide the best care for your patients.

All these modalities **seamlessly integrate** with connect.vet, ensuring that every image, whether from X-ray, ultrasound, or endoscopy, is automatically stored in one central location.




**connectSCOPE**






Find us on  
next shows






## EUROPE

 Veterinary Solutions BV  
Schoonwinkelstraat 9  
3500 Hasselt  
Belgium

 +32 (0) 11 89 21 03  
 [sales@veterinarysolutions.be](mailto:sales@veterinarysolutions.be)  
 [www.veterinarysolutions.be](http://www.veterinarysolutions.be)

## UNITED KINGDOM

 IMV Imaging  
Imaging House  
Phoenix Crescent  
Strathclyde Business Park  
Bellshill ML4 3NJ  
Scotland, UK

 +44 (0) 1506 460 023  
 [info@imv-imaging.com](mailto:info@imv-imaging.com)  
 [www.imv-imaging.com](http://www.imv-imaging.com)